

**New Mexico Judiciary - Juror Exit Survey Dear Juror: The New Mexico state courts thank you for your jury service. We hope you will take a few minutes to help us evaluate and improve the jury experience by completing this survey.**










**1. Please indicate at which court you recently completed jury service. .**


		Response Percent	Response Count
Magistrate Court	<input type="checkbox"/>	2.7%	5
<b>District Court</b>	<input checked="" type="checkbox"/>	<b>89.2%</b>	<b>166</b>
Metropolitan	<input type="checkbox"/>	2.7%	5
Not Sure	<input type="checkbox"/>	5.4%	10
<b>answered question</b>			<b>186</b>
<b>skipped question</b>			<b>0</b>

**2. What Jury did you serve on?**

		Response Percent	Response Count
<b>Trail Jury</b>	<input checked="" type="checkbox"/>	<b>46.9%</b>	<b>84</b>
Grand Jury	<input type="checkbox"/>	10.6%	19
Did Not Serve as a Juror	<input checked="" type="checkbox"/>	37.4%	67
I served on more then one Jury	<input type="checkbox"/>	3.4%	6
Not Sure	<input type="checkbox"/>	1.7%	3
<b>answered question</b>			<b>179</b>
<b>skipped question</b>			<b>7</b>

### 3. In which New Mexico County do you live?

		Response Percent	Response Count
Bernalillo		28.0%	52
Catron		0.0%	0
Chaves		0.0%	0
Cibola		0.0%	0
Colfax		0.0%	0
Curry		0.0%	0
De Baca		0.0%	0
Dona Ana		15.6%	29
Eddy		0.0%	0
Grant		5.4%	10
Guadalupe		0.0%	0
Harding		0.0%	0
Hidalgo		0.0%	0
Lea		0.5%	1
Lincoln		0.0%	0
Luna		0.0%	0
McKinley		0.0%	0
Mora		0.0%	0
Otero		21.5%	40
Quay		0.5%	1
Rio Arriba		0.0%	0
Roosevelt		0.0%	0
San Juan		1.1%	2

San Miguel		0.0%	0
Sandoval		0.0%	0
Santa Fe		0.5%	1
Sierra		0.0%	0
Socorro		13.4%	25
Taos		0.0%	0
Torrance		0.0%	0
Union		0.0%	0
Valencia		13.4%	25
<b>answered question</b>			<b>186</b>
<b>skipped question</b>			<b>0</b>




#### 4. How long was your term of jury service?

		Response Percent	Response Count
Less than two weeks		2.7%	5
Two weeks to one month		23.2%	43
Five weeks to two months		13.0%	24
Three months		12.4%	23
Four months		11.9%	22
Five months		1.6%	3
<b>Six months</b>		<b>27.0%</b>	<b>50</b>
Not sure		1.1%	2
Other, please specify		8.1%	15
		<b>answered question</b>	<b>185</b>
		<b>skipped question</b>	<b>1</b>



**5. Please rate the following factors.**

	Very Good	Good	Adequate	Poor	Rating Average	Rating Count
Initial Orientation	<b>56.4% (101)</b>	38.0% (68)	5.0% (9)	0.6% (1)	1.50	179
Professionalism of Court Staff	<b>75.5% (139)</b>	21.2% (39)	2.2% (4)	1.1% (2)	1.29	184
Jury Room	<b>54.7% (98)</b>	34.6% (62)	10.1% (18)	0.6% (1)	1.56	179
Restrooms	<b>54.1% (92)</b>	30.0% (51)	14.7% (25)	1.2% (2)	1.63	170
Security	<b>62.1% (110)</b>	32.2% (57)	5.6% (10)	0.0% (0)	1.44	177
Efficient Use of Juror Time	<b>33.9% (61)</b>	31.7% (57)	26.1% (47)	8.3% (15)	2.09	180
Telephone call-in or website	<b>61.6% (106)</b>	27.9% (48)	7.0% (12)	3.5% (6)	1.52	172
<b>answered question</b>						<b>184</b>
<b>skipped question</b>						<b>2</b>




**6. If you required special accommodations during your jury service, please indicate which accommodations were provided.**

		Response Percent	Response Count
Assisted Listening Device		20.0%	2
Wheelchair Access		10.0%	1
Interpreter - Spoken Language		0.0%	0
Interpreter - Signed Language		0.0%	0
<b>Other, please specify</b>		<b>80.0%</b>	<b>8</b>
<b>answered question</b>			<b>10</b>
<b>skipped question</b>			<b>176</b>




### 7. Did you experience any problems receiving the accommodations that you needed?

		Response Percent	Response Count
Yes		3.5%	3
No		96.5%	83
If yes, please specify			8
answered question			86
skipped question			100

### 8. When you were first called to be a juror what was your reaction

		Response Percent	Response Count
Positive		37.4%	67
Neutral		39.7%	71
Negative		22.9%	41
answered question			179
skipped question			7








### 9. After having served, what is your impression of jury service?

		Response Percent	Response Count
Positive		60.4%	110
Neutral		31.3%	57
Negative		8.2%	15
answered question			182
skipped question			4



## 10. Please share your ideas about how we might improve the juror experience.

	Response Count
	96
answered question	96
skipped question	90





## 11. Age group?

		Response Percent	Response Count
18-24		1.7%	3
25-34		9.9%	18
35-44		13.8%	25
45-54		19.3%	35
55-64		22.7%	41
<b>65-74</b>		<b>28.2%</b>	<b>51</b>
75 or over		4.4%	8
	answered question		181
	skipped question		5

## 12. What is your gender?

		Response Percent	Response Count
Female		49.4%	88
<b>Male</b>		<b>50.6%</b>	<b>90</b>
	answered question		178
	skipped question		8

### 13. Ethnic Background - Check All That Apply

		Response Percent	Response Count
African-American		1.2%	2
Asian/Pacific Islander		0.0%	0
<b>Caucasian</b>		<b>78.0%</b>	<b>135</b>
Hispanic/Latino		22.5%	39
Native American/Alaska Native		4.0%	7
<b>answered question</b>			<b>173</b>
<b>skipped question</b>			<b>13</b>