



**MONTHLY REPORT - NOVEMBER 2015**  
**REPORT DATE: NOVEMBER 15, 2015**

# BERNALILLO COUNTY METROPOLITAN DETENTION CENTER

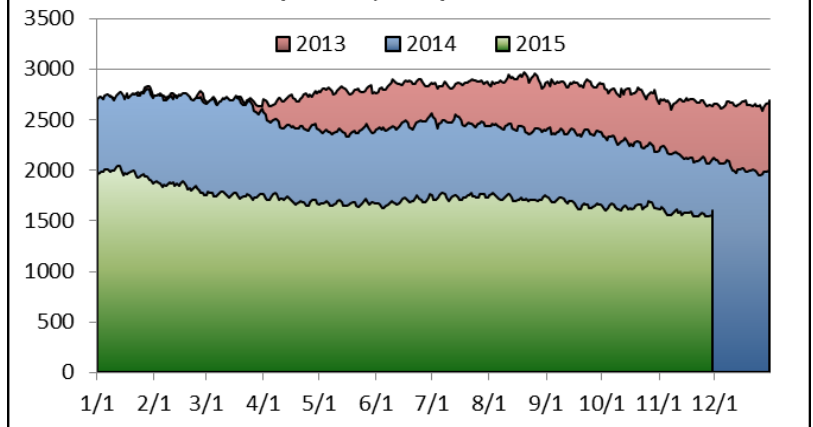
**New All Time Low:**  
**1,396**

**MDC has maintained a population below 1,950 for over a year.**

## Quick Figures for November

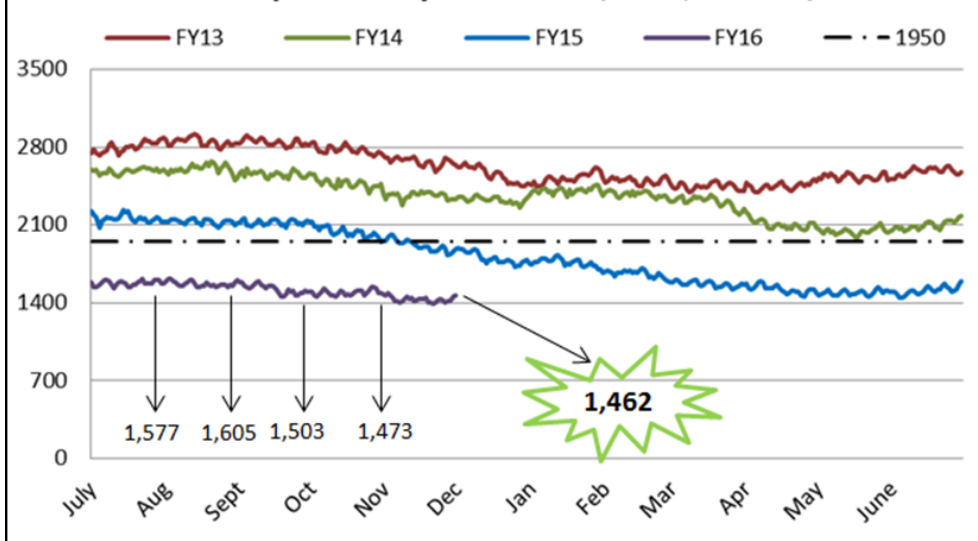
	Average
On-Site Daily Population <sup>1</sup> :	1,432
On-Site Male Population:	1,157
On-Site Female Population:	275
Housed for DOC <sup>2</sup>	2
Community Custody Program (CCP):	144
Total Average Jail Population (w/OOC & CCP):	1,575
Total Consecutive Days 1,950 or less:	<b>384</b>

**Total MDC Population, Comparison of 2013-2015**



## CRIMINAL JUSTICE REFORMS CONTINUE TO IMPACT JAIL POPULATION

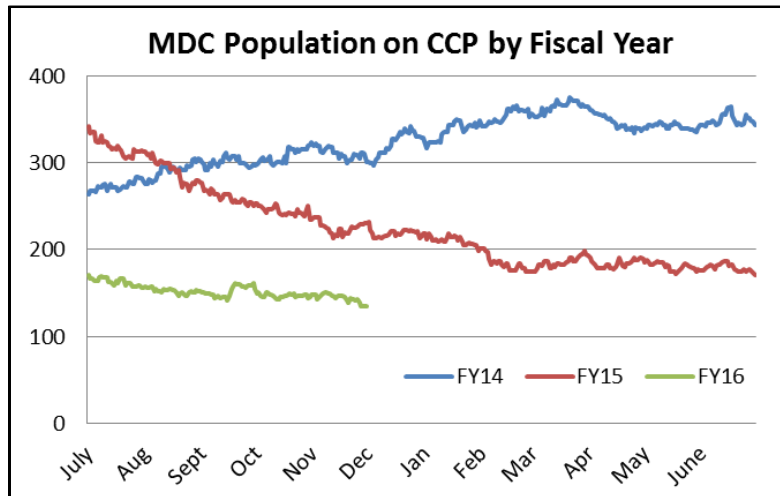
**MDC Population by Fiscal Year (no CCP, with OOC)**



MDC actively collaborates with criminal justice partners to maintain the jail's population below 1,950<sup>3</sup>. Criminal justice reforms continue to impact the jail population.

At the end of November 2015, the MDC population was 22.4% or 422 inmates from the same day in 2014 and 37.4% or 872 from the same day in 2013.

## COMMUNITY CORRECTIONS PROGRAM



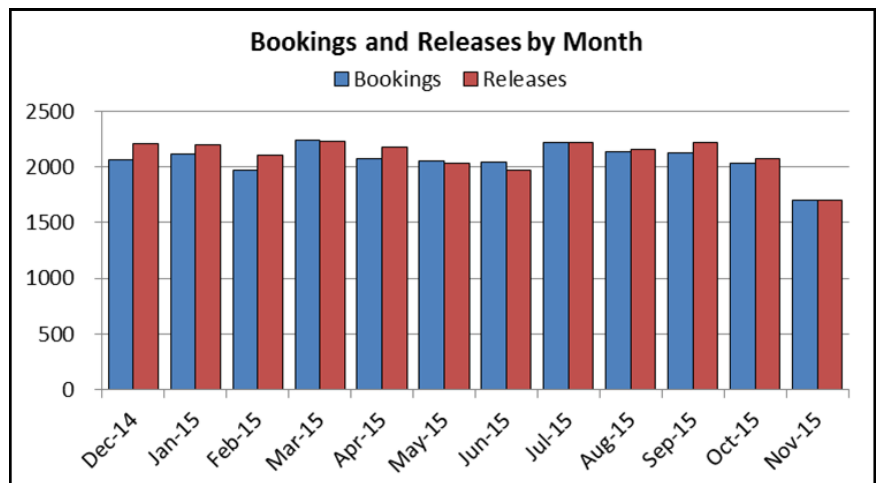
In March, 2014, CCP peaked at 376. As of November 30, 2015, CCP was 135. This is a decrease of 64.1%<sup>4</sup>. The reason for this decline may be associated with the overall decrease in the MDC population resulting in less people in custody who qualify for CCP.

In March, 2014, inmates on CCP comprised 14.2% of the overall MDC population. On November 30, 2015, 8.5% of the MDC population was on CCP, approximately 5.7% less.

## BOOKINGS AND JAIL TURNOVER

Annual bookings by fiscal year have declined since FY08. This reduction does not correspond with the overall decreasing population trends in recent months. Monthly bookings have remained relatively stable over the last year.

The jail population reduction cannot be explained by the decrease in bookings alone. Jail population is driven by both admissions into the jail as well as the length of stay (LOS). [The length of stay \(LOS\) for November 2015 was 30 days, approximately 19% lower than for the LOS in November 2014 of 37 days.](#)



Court initiatives have helped to improve efficiency in the criminal justice system, improving turnover rates and LOS.

## CRIMINAL JUSTICE REFORM INITIATIVES

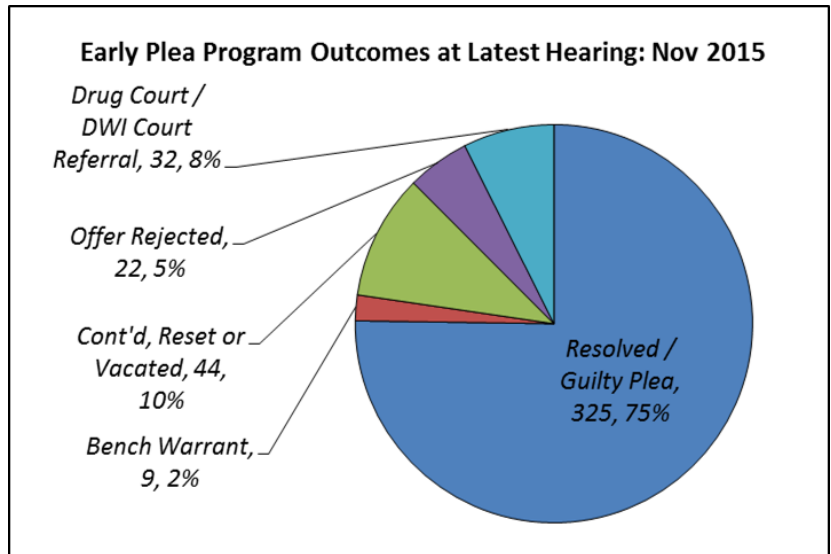
Since mid-March 2014, the County has partnered with the criminal justice family to design and implement numerous court initiatives aimed at creating efficiencies in the criminal justice system which have contributed to recent population reductions. The Criminal Justice collaborative continues to identify opportunities to realize additional efficiencies some of which will further impact the jail population.

Initiative Updates:

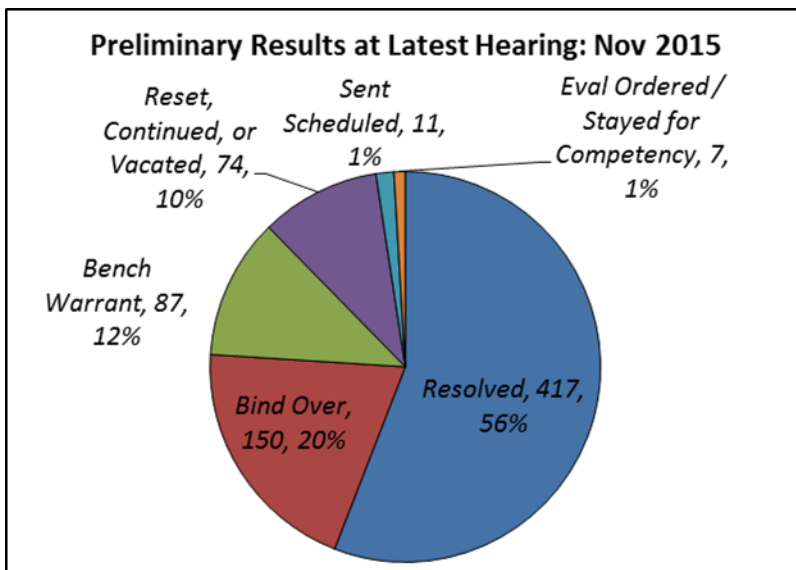
- Behavioral Health and Competency data analysis in progress,
- Integrated Criminal Justice Database exploratory meetings continue.
- Update MDC Population study underway.
- Metropolitan Court and District Court working toward data sharing process to decrease redundancy and measure RAI outcomes.
- District Court Pretrial Services is partnering with the Supportive Housing Program to provide specialized pretrial supervision for target population.
- Metropolitan Court is exploring options of implementing a court date reminder system possibly in early 2016.
- District Court considering increasing preliminary hearings in 2016.

## EARLY PLEA PROGRAM

- From March 23, 2015 to November, 2015, 488 hearings were scheduled for 432 cases.
- At the latest hearing for the cases, 75% of the cases were resolved (either sentenced or nolle pros) or the defendant had pled guilty.
- Of the 325 cases resolved to date, 298 (91.7%) were resolved at the first EPP hearing.



## PRELIMINARY HEARINGS



- Between June 23, 2014 and November 30, 2015, a total of 1,330 hearings were scheduled for 749 cases (cases were at times reset and hearings for the same case for a separate incident were considered unique).
- At the latest hearing for the cases, approximately **56%** were resolved at the preliminary hearing. Outcomes<sup>5</sup> such as the scheduling of a sentencing hearing will likely result in an upcoming resolution.
- Of the **417 cases that have been resolved** to date, 334 (80.1%) were resolved within one or two hearings.

## NOTES

1. Total male and female added will not always equal the total onsite population. The headcounts include the infirmary, which includes males and females.
2. Beginning November 23, 2015, the Metropolitan Detention Center began housing a small number of inmates from the Department of Corrections. Initially, 5 inmates were in custody from the facility, although the number has increased in recent weeks.
3. The figure does include those who are housed Out of County (OOC) as the County's goal is to achieve the 1,950 without housing inmates out of county.
4. One potential reason for the decrease is the MOU that was implemented in March 24, 2014, a new MOU which prohibits participation on CCP for individuals with certain charges.
5. Some of the previous outcomes provided were for sentencing hearings for the cases in question. These were removed and are no longer included in the current tallies. In addition, resets after a guilty plea were not included, as a plea was already made but the sentencing was upcoming on the case.

For further information,  
contact the Bernalillo  
County Public Safety  
Division at 505-468-7008.

